

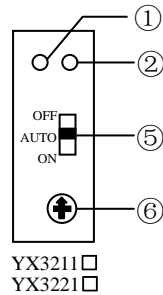
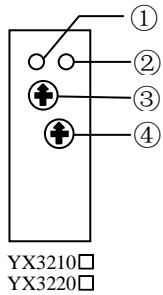


# Staircase Light Time Switch

Contact Configuration  
Universal Power Supply  
2LED Status Indicators  
SPDT or DPDT

Rate Current 16A or 16A\*2  
Only 17.5 mm Wide  
DIN Rail Mountable  
CE RoHS Compliant

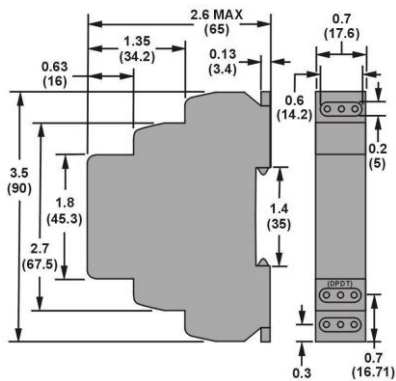
## MODEL & EXPLANATION



- ① Power Indicator
- ② Work Indicator
- ③ Time Adjustment Knob
- ④ On/Auto Selected

- ⑤ Off /Auto/ On Selected
- ⑥ Time Adjustment Knob

## DIMENSIONS INCHES(MILLIMETERS)



# Staircase Light Time Switch

Contact Configuration  
Universal Power Supply  
2LED Status Indicators  
SPDT or DPDT

Rate Current 16A or 16A\*2  
Only 17.5 mm Wide  
DIN Rail Mountable  
CE RoHS Compliant

Type	Spec	Time Range	Timing Chart
YX3210 □ YX3211 □	One Time-Delay, SPDT	Normally: 20M other specifications need to be customized	<p>SPDT</p>
YX3220 □ YX3221 □	One Time-Delay, DPDT	Normally: 20M other specifications need to be customized	<p>DPDT</p>

□: Operating voltage:  
 220: AC220V    D24: DC24V    A24: AC24V    H00: AC/DC24-240V  
[More...](#)

## WIRING DIAGRAMS

